



# GUJCOT TRADE ASSOCIATION

**MONTHLY RATE MOVEMENT    Apr-2020**

**Dear All Cotton Friends,**

In our mission to give Daily Spot Rate Team Gujcot is getting valuable support from Gujcot broker's panel. We appreciated their humble service to the trade. Gujcot Team is giving daily closing of Indian and foreign futures rates.

In this report we have provided Following Rates during the month.

- Daily Physical Spot Rate
- MCX Cotton Daily Closing Rate
- USD-INR Exchange Rate Closing
- Cotlook Index
- ICE Future Closing
- NCDEX Kapas Rate
- MCX Future Closing
- NCDEX and MCX converted into Rs. Candy Rate

We hope it will be useful to all the stake holders of Textile Value Chain.



# GUJCOT TRADE ASSOCIATION

MONTHLY RATE MOVEMENT    Apr-2020

## Conclusion

- April was a month of recovery in NY future. During the Month NY May and July futures gained.
- With help of stimulus package by US government equity and commodity markets recovered.
- Chinese cotton purchase of handsome quantity from US in the last week of the month supported market sentiment.
- Except last week's good sales U.S. Export Sales was negative and USDA reduce their estimate of export from 16.5 Million Bales to 15 Million Bales in April WASDE.
- April WASDE was bearish but market managed to stay in upper fifty range with sentimental support from other markets.
- Indian consumption and trade were negligible due to lockdown.
- Indian old crop cotton prices declined by 10% without big trade volume.
- Indian spinners in double trouble. Reductions in stock price and cancellation of old rate yarn contracts.
- Rupee was volatile and depreciate up to 76.87.
- Ginning and Spinning activity is resuming slowly but it will take time to get proper rhythm.



# GUJCOT TRADE ASSOCIATION

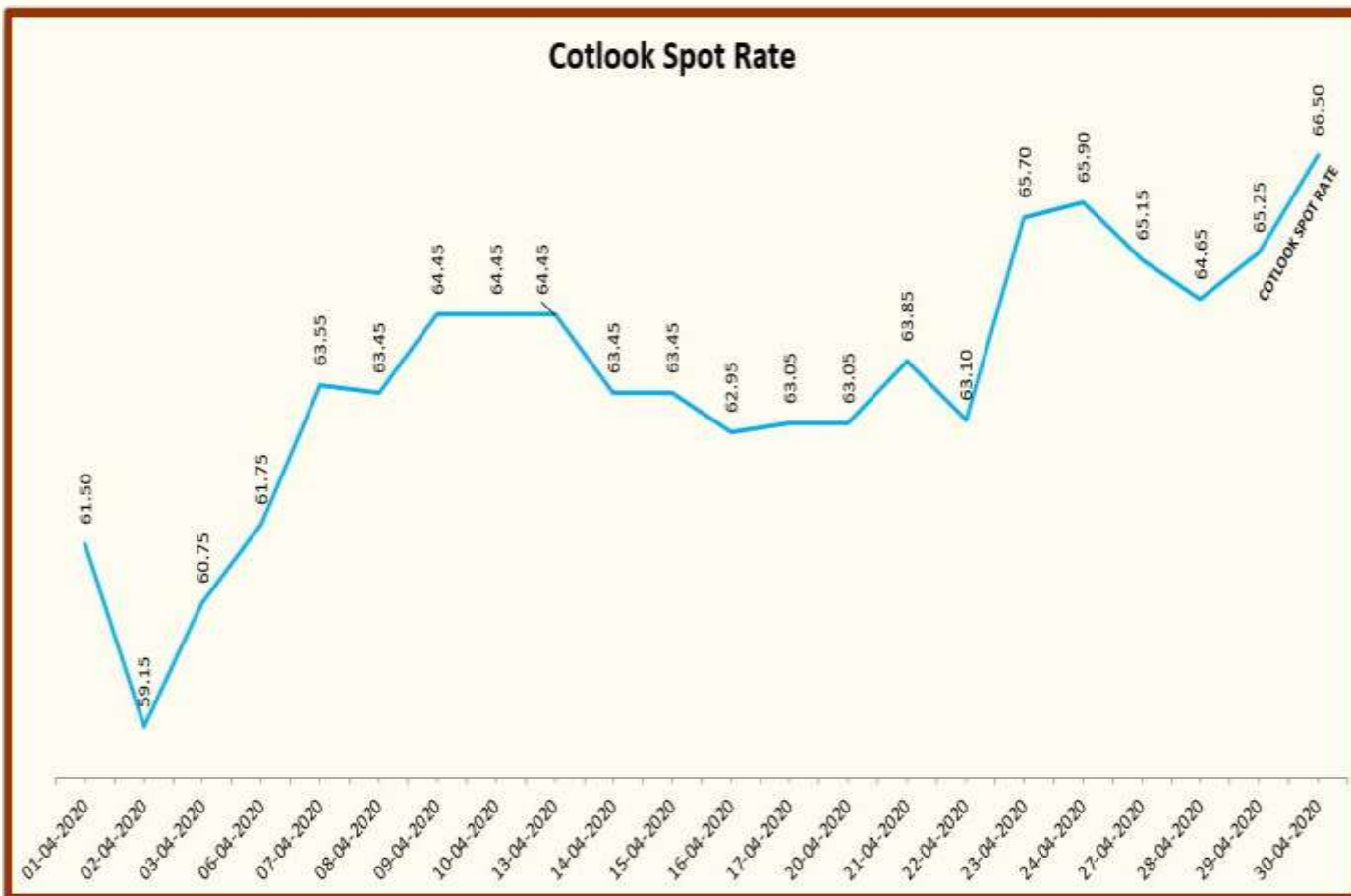
MONTHLY RATE MOVEMENT Apr-2020

Foreign Cotton Indices & Futures			
Date	Cotlook	ICE	
	Spot Rate	May-20	Jul-20
01-04-2020	61.50	48.41	48.22
02-04-2020	59.15	49.99	49.76
03-04-2020	60.75	50.98	50.98
06-04-2020	61.75	53.05	53.08
07-04-2020	63.55	52.90	53.16
08-04-2020	63.45	53.84	53.94
09-04-2020	64.45	54.37	54.40
10-04-2020	64.45	54.37	54.40
13-04-2020	64.45	52.76	53.07
14-04-2020	63.45	52.51	53.18
15-04-2020	63.45	52.75	52.80
16-04-2020	62.95	52.79	53.02
17-04-2020	63.05	52.77	52.86
20-04-2020	63.05	54.03	54.02
21-04-2020	63.85	53.31	53.31
22-04-2020	63.10	56.28	56.14
23-04-2020	65.70	56.88	56.37
24-04-2020	65.90	54.93	55.63
27-04-2020	65.15	53.93	55.01
28-04-2020	64.65	56.18	55.78
29-04-2020	65.25	58.02	57.12
30-04-2020	66.50	58.06	57.33



# GUJCOT TRADE ASSOCIATION

MONTHLY RATE MOVEMENT Apr-2020





# GUJCOT TRADE ASSOCIATION

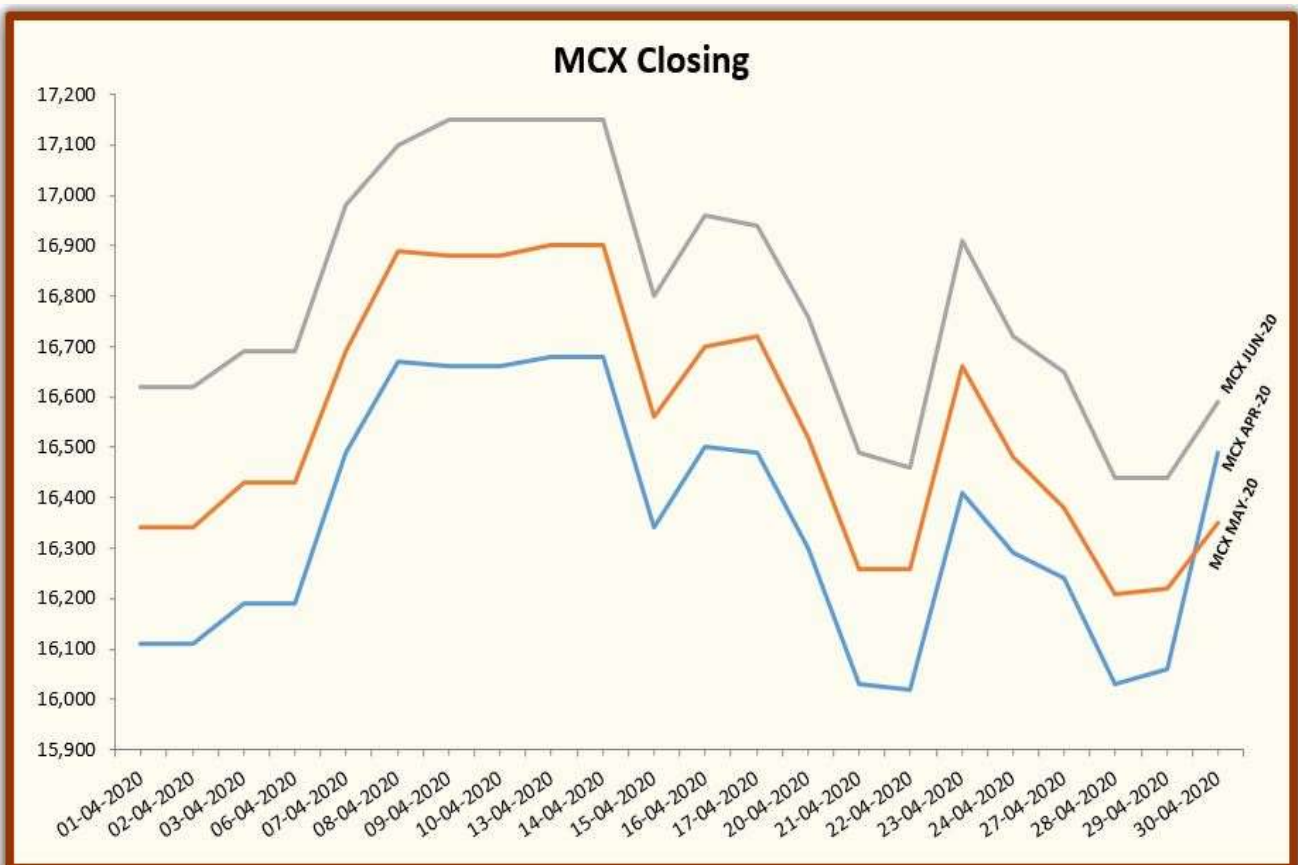
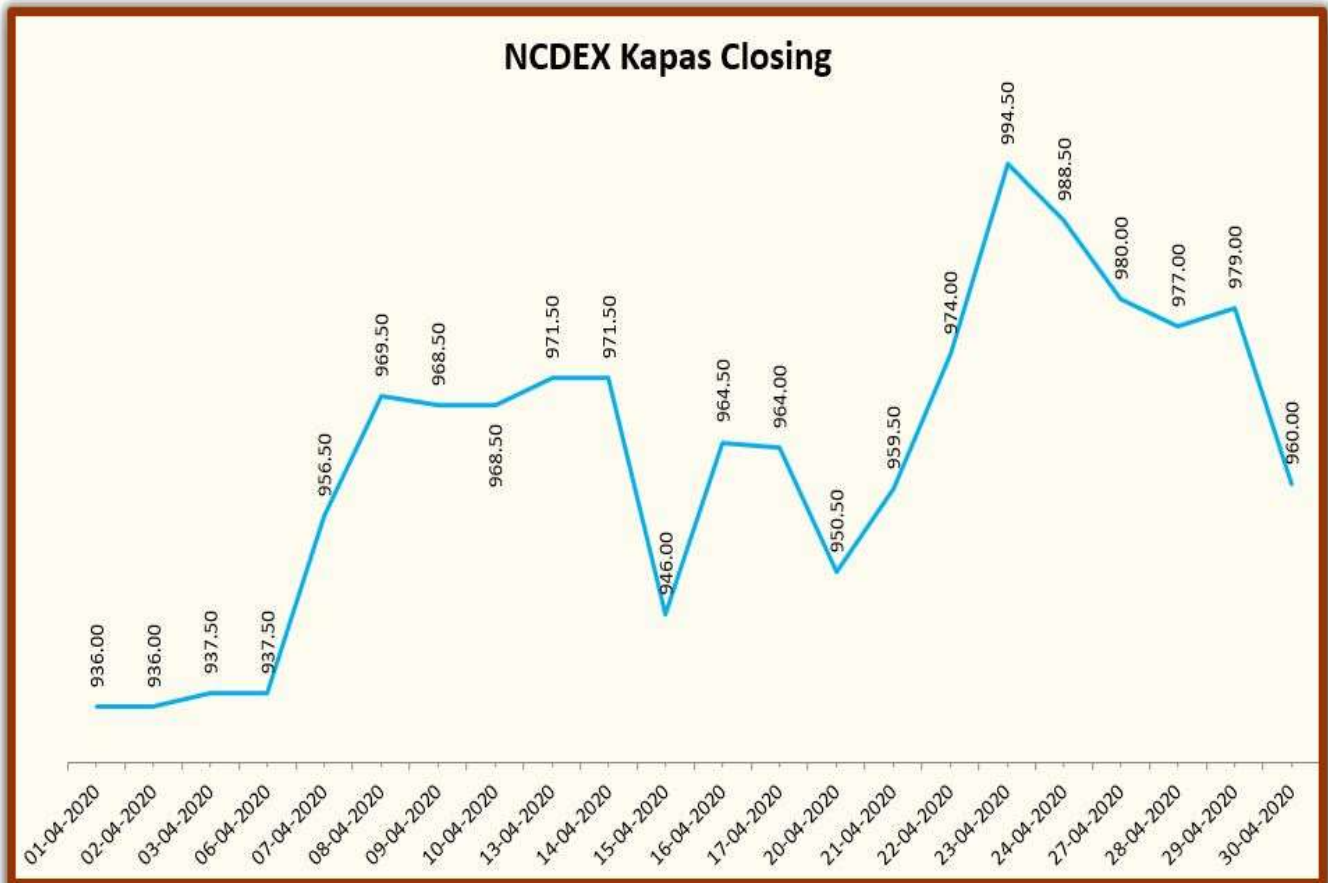
MONTHLY RATE MOVEMENT Apr-2020

Indian Cotton Futures				
Date	NCDEX Kapas	MCX		
	30-Apr-20	Apr-20	May-20	Jun-20
01-04-2020	936.00	16,110	16,340	16,620
02-04-2020	936.00	16,110	16,340	16,620
03-04-2020	937.50	16,190	16,430	16,690
06-04-2020	937.50	16,190	16,430	16,690
07-04-2020	956.50	16,490	16,690	16,980
08-04-2020	969.50	16,670	16,890	17,100
09-04-2020	968.50	16,660	16,880	17,150
10-04-2020	968.50	16,660	16,880	17,150
13-04-2020	971.50	16,680	16,900	17,150
14-04-2020	971.50	16,680	16,900	17,150
15-04-2020	946.00	16,340	16,560	16,800
16-04-2020	964.50	16,500	16,700	16,960
17-04-2020	964.00	16,490	16,720	16,940
20-04-2020	950.50	16,300	16,520	16,760
21-04-2020	959.50	16,030	16,260	16,490
22-04-2020	974.00	16,020	16,260	16,460
23-04-2020	994.50	16,410	16,660	16,910
24-04-2020	988.50	16,290	16,480	16,720
27-04-2020	980.00	16,240	16,380	16,650
28-04-2020	977.00	16,030	16,210	16,440
29-04-2020	979.00	16,060	16,220	16,440
30-04-2020	960.00	16,490	16,350	16,590



# GUJCOT TRADE ASSOCIATION

MONTHLY RATE MOVEMENT Apr-2020





# GUJCOT TRADE ASSOCIATION

MONTHLY RATE MOVEMENT Apr-2020

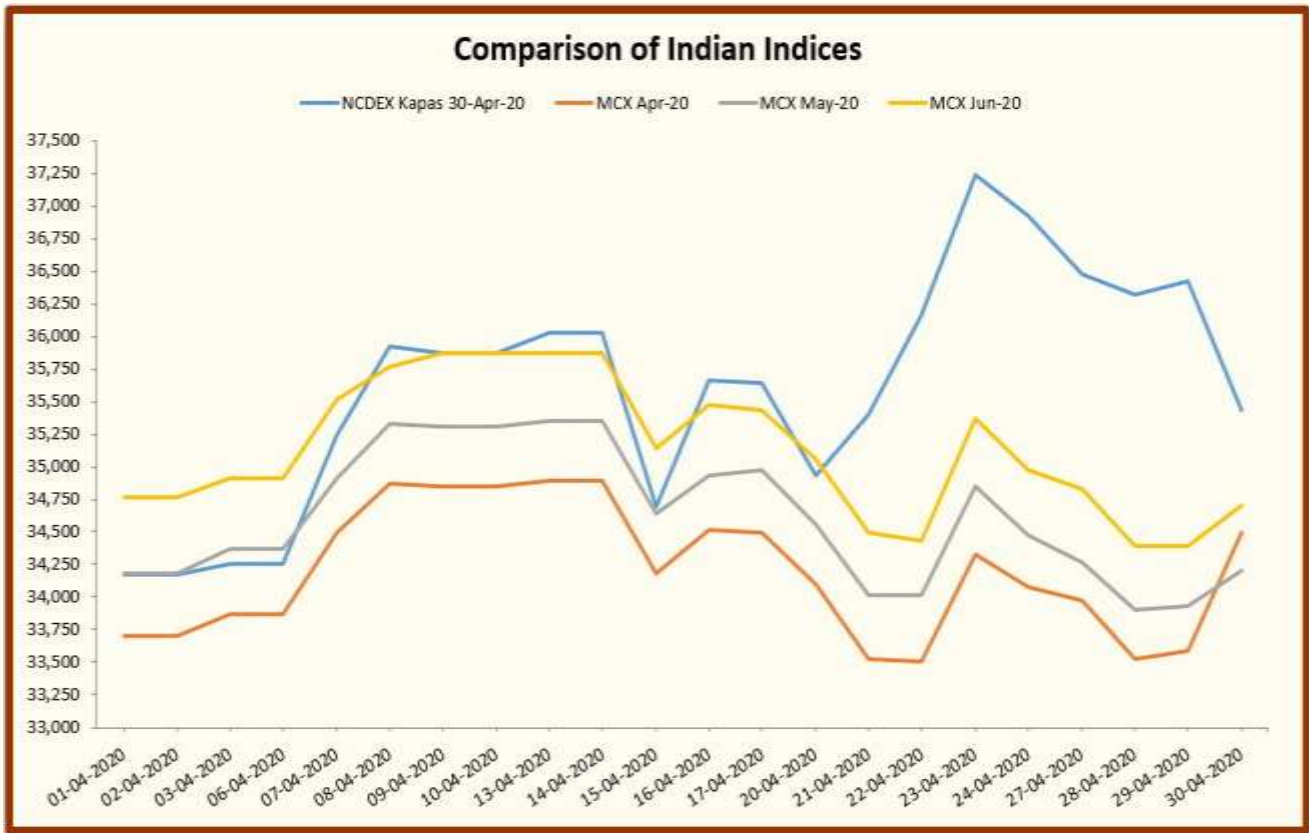
Indian Indices in Rs/Candy Rate				
Date	NCDEX Kapas	MCX		
	30-Apr-20	Apr-20	May-20	Jun-20
01-04-2020	34,174	33,697	34,178	34,764
02-04-2020	34,174	33,697	34,178	34,764
03-04-2020	34,253	33,865	34,367	34,910
06-04-2020	34,253	33,865	34,367	34,910
07-04-2020	35,246	34,492	34,910	35,517
08-04-2020	35,926	34,869	35,329	35,768
09-04-2020	35,874	34,848	35,308	35,873
10-04-2020	35,874	34,848	35,308	35,873
13-04-2020	36,031	34,890	35,350	35,873
14-04-2020	36,031	34,890	35,350	35,873
15-04-2020	34,697	34,178	34,639	35,141
16-04-2020	35,665	34,513	34,931	35,475
17-04-2020	35,638	34,492	34,973	35,433
20-04-2020	34,932	34,095	34,555	35,057
21-04-2020	35,403	33,530	34,011	34,492
22-04-2020	36,161	33,509	34,011	34,429
23-04-2020	37,233	34,325	34,848	35,371
24-04-2020	36,920	34,074	34,471	34,973
27-04-2020	36,475	33,969	34,262	34,827
28-04-2020	36,318	33,530	33,906	34,388
29-04-2020	36,423	33,593	33,927	34,388
30-04-2020	35,429	34,492	34,199	34,701





# GUJCOT TRADE ASSOCIATION

MONTHLY RATE MOVEMENT Apr-2020







# GUJCOT TRADE ASSOCIATION

MONTHLY RATE MOVEMENT Apr-2020

Team Gujcot thanks the Broker Panel

Shri Sujalbhaj, Shri Pravinbhaj, Shri Sandipbhaj, Shri Ananbhaj, Shri Ajaybhaj, Shri Jatinbhaj, Shri Manishbhaj, Shri Anilbhaj, Shri Niravbhaj and Shri Mukeshbhaj Purohit.

## Report Sponsors:

[Click on Sponsor's Logo to visit Sponsor's Website](#)



For, Gujcot Trade Association

Akash Shah

[President]

For, Gujcot Trade Association

Ajay Shah

[Secretary]